



DIY Binoculars

with Don Edwards SF Bay NWR

Celebrate the FIRST & LARGEST Urban National Wildlife Refuge with me, Cali!

MATERIALS:

- 2 Toilet Paper Rolls
- String or Yarn: ~20 in
- Stapler or Glue
- Hole Puncher
- Markers to decorate!



California Ridgway's Rails are an endangered species found only in the San Francisco Bay.

Step 1:

Decorate your toilet paper rolls anyway you like! You can use paint, colored pencils, markers, or stickers!

Step 2:

Hold the rolls side by side and staple them at each end so they stay together. Craft glue will also work!




Step 3:

Gather your string, yarn, or ribbon. Attach each end of the string to the top of the rolls using glue, a stapler, or by punching holes and tying knots.

Step 4:

Take your new DIY binoculars outside to your backyard or local park and complete your next activity, the Bird Scavenger Hunt!


















Follow us on [Facebook](#) or visit sfbayws.org for more fun activities!

Reusing toilet paper rolls helps prevent trash from polluting our watersheds and the Bay!



Bird Scavenger Hunt

When you identify an object listed below, mark it off! Try to find as many as you can in your local neighborhood or park.

<p>Bird Nest</p> 	<p>Insect</p> 	<p>Bird in a Tree</p> 	<p>Shelter on the Ground</p> 	<p>Bird in Water</p> 
<p>Bird Scat</p> 	<p>Bird with White Feathers</p> 	<p>See a Bird Eating</p> 	<p>Water Source</p> 	<p>Bird on the Ground</p> 
<p>Two Kinds of Leaves</p> 	<p>Bird Feeder</p> 	<p><u>Free spot!</u> <u>Write in your own sighting</u></p>	<p>Plant on the Ground</p> 	<p>Bird Flying</p> 
<p>Shelter Above the Ground</p> 	<p>Hazard to a Bird</p> 	<p>Bird with Long Legs</p> 	<p>Hear a Bird Singing</p> 	<p>Bird Smaller than your Fist</p> 
<p>Birds in a Group</p> 	<p>Feather on the Ground</p> 	<p>See Two Different Kinds of Birds</p> 	<p>Predator</p> 	<p>See a Bird Preening</p> 